

Bikejournal.com Password Reset Step-by-Step Guide

1. In your Internet browser, go to <http://www.bikejournal.com> and click the “I forgot my password and/or username” link in the log in window.



Existing Bikejournal members
Enter your username and password to sign in


Username:

Password:

Remember my login on this computer.
Note: Your browser must have cookies enabled.

[I forgot my password and/or username](#)

2. On the Reset Password or Username page, enter your bikejournal username in the top box, then click the “Reset password” button.



Reset Password

Enter your username in the box provided and a password reset link will be sent to the email address in your profile.

1 Username:

2

3. The page will confirm that a password reset email has been sent to the email address associated with your bikejournal profile. Click the "Continue" button.


Password Reset Email Sent

Your password reset link should arrive at your email address shortly. If you require further assistance or do not receive an email soon, email admin@bikejournal.com directly with your username, real name and email address.



Continue

4. Open your email program and find the email with the subject line "bikejournal.com password reset link". Open the email and then click on the provided link to reset your bikejournal password. *Optional: If clicking on this link in your email does not open up a new window in your Internet browser per step 5 below, you may need to copy and paste this link into your Internet browser address bar.*

bikejournal.com password reset link inbox x

 **admin@bikejournal.com**

8:50 AM (0 minutes ago) ☆

to me ▾


Hi Sean,


Click the link below to reset the password for your slantz profile:

http://www.bikejournal.com/password_reset.asp?email=admin@bikejournal.com&pwr=7A617H2TSNu5xUjn

If you have any questions, please email admin@bikejournal.com.

If you did not request a reset of your password, please contact admin@bikejournal.com.

See you around the site,
Sean "slantz"
Administrator, bikejournal.com
Find us on 

 Follow @bikejournal

5. Your Internet browser should open up a new window and report that a new temporary password has been created for your bikejournal profile and an email with that new password has been sent to your email address. Click the "Continue" button, then close the browser window.


Temporary Password Created

Your password has been successfully reset. A temporary password has been emailed to you. If you do not receive an email soon, contact admin@bikejournal.com.

[Continue](#)

6. Open your email program and find the email with the subject line "bikejournal.com temporary password". Open the email and copy the provided temporary password by highlighting the password with your mouse and then pressing CTRL+C on your keyboard. Next click the "log into bikejournal" link provided in the email.

bikejournal.com temporary password Inbox x

 **admin@bikejournal.com** 8:51 AM (0 minutes ago) ☆

to me


Hi Sean,


Your password has been successfully reset. Please [log into bikejournal](#) with your slantz username and the following temporary password:

1 b2vi84k8XSa7dYO

After logging in, go to your profile and update your password. If you require any more assistance, please email admin@bikejournal.com.

If you did not request a reset of your password, please contact admin@bikejournal.com.

See you around the site,
Sean "slantz"
Administrator, bikejournal.com
Find us on 

 Follow @bikejournal

7. Your Internet browser should open up a new window. Enter your bikejournal username in the first entry box and then select the second box with your mouse and press CTRL+V on your keyboard to paste your new temporary password into the password entry box.

Existing Bikejournal members
Enter your username and password to sign in

Username

Password

Remember my login on this computer.
Note: Your browser must have cookies enabled.

[I forgot my password and/or username](#)

8. After successfully logging in, click the "Riders" menu, then click the "edit my profile" page.

Home Journal **Riders** Forum Stats Clubs

view my profile

edit my profile

manage bikes

manage components

manage rides

buddy list

browse profiles

bike gallery

rider gallery

Site News
iPhone/iTouch and
<http://www.bikejournal.com>
journal on the go!

Get site news and updates before
 bikejournal.com
Like Page 2.6K

bookmark the mobile website
browser to add rides and view you

following us on facebook or twitter!

Follow @bikejournal 369 followers

9. Enter your desired new password to replace the temporary password. Enter it a second time to confirm.

| Edit Profile | |
|------------------------|---|
| Member Profile: | |
| Username: | slantz (Click here to change your username) |
| Password: | ●●●●●●●● |
| Confirm Password: | ●●●●●●●● |
| Email Address: | admin@bikejournal.com |

10. Scroll down to the bottom of the page and click the “Apply Changes” button to save your new password.

| | |
|-----------|------------------|
| << Cancel | Apply Changes >> |
|-----------|------------------|

11. Next time you log into bikejournal, you must use the new password you created in step 9 to log in.

| Existing Bikejournal members | |
|--|--------------------------|
| Enter your username and password to sign in | |
| Username: | slantz |
| Password: | ●●●●●●●● |
| <input type="checkbox"/> Remember my login on this computer. | |
| Note: Your browser must have cookies enabled. | |
| I forgot my password and/or username | Log In |
| Sign Up! | Visitors |